

IP65 Test Report

Applicant GuangZhou STS Lighting Equipment Co.,Ltd.

Address No.251 Tingshi North Road Chaoyang Shijing Town Baiyun
District Guangzhou China

Product Lighting Equipment

Brand Name/Trade Name STSLITE

Model No. IP WASH BAR I, IP WALL 500/300, IP WASH BAR II, P WASH
124IP, P WASH 188IP/1886IP, P WASH 5403IP, C PAR 68T IP,
IP C PAR 50C/50T/50CW, IP C PAR 100C/100T/100CW,
IP P WASH 1810/18104/18105/18106

Manufacturer Same as applicant

Address Same as applicant

Date (s) of test of test item 2019.06.10

Date (s) of performance of test 2019.06.11

Date of issue 2019.06.12

Service Requested Perform the IP65 test as customer's requirement

Method As specified in EN 60529:1991+A1:2000+A2:2013

Conclusion Pass

Testing by:



Testing Engineer: Mike Chen

Shenzhen WST Testing Co., Ltd.

Reviewed by:



Product Engineer: Michael Ling

Shenzhen WST Testing Co., Ltd.



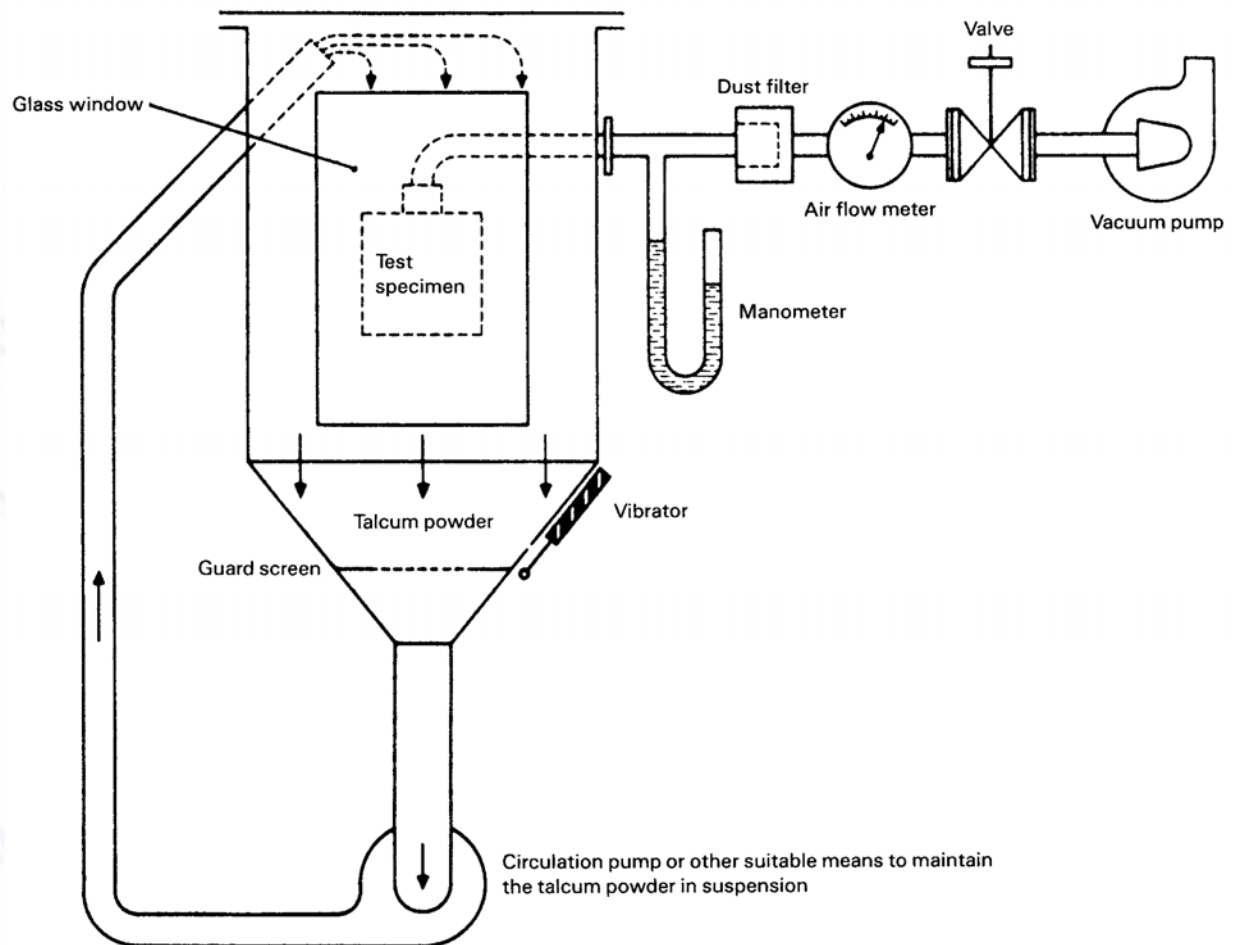
- The results reported in this test report shall refer only to the sample actually checked and shall not refer or be deemed to refer to bulk from which such a sample may be said to have been obtained.
- This report shall not be reported except in full without prior authorization from Shenzhen WST Testing Co., Ltd.
- The services are provided subject to the terms and condition of the company, which can be furnished upon request.

End of page

1. IP6X Dust-proof Test

1.1 Test requirement

Equipment	Model	Serial no.	Cal. Due date
Apparatus for Proving Protection Against Dust	OJN-9608	SJ/YQ-074	2019-7-17



1.2 Test method

1.2.1 The product (first characteristic IP numerals 6) shall be tested at every possible point (excluding gaskets) with a probe in accordance with test probe D of EN 61032, applied with a force $1\text{N} \pm 10\%$.

1.2.2 The test is made using a dust chamber.

Dust-proof sample (first characteristic IP numeral 6) shall be tested in a dust chamber similar to which talcum powder is maintained in suspension by an air current. The chamber shall contain 2 kg of powder for every cubic metre of its volume. The talcum powder used shall be able to pass through a square-meshed sieve whose nominal wire diameter is $50\text{ }\mu\text{m}$ and whose nominal free distance between wires is $75\text{ }\mu\text{m}$. It shall not have been used for more than 20 tests.

The test shall proceed as follows:

- a) Enclosure where no pressure difference relative to the surrounding air is present.
- b) The enclosure under test is supported in its normal operating position inside the test chamber, but is not connected to a vacuum pump. Any drain-hole normally open shall be left open for the duration of the test. The test shall be continued for a period of 8h.
- c) The enclosure is satisfactory if no deposit of dust is observable inside the enclosure at the end of the test.

All tests on the representative model IP WASH BAR I.

1.3 Test Result

Conclusion: Pass

The sample complied with the requirements of the standard.

***** End of page *****

2. IPX5 Splash-proof Test

Equipment	Model	Serial no.	Cal. Due date
IPX5 tester	OJN-9803	SJ/YQ-099	2019-07-17

2.1 Test conditions

The test is made by spraying the enclosure from all practicable directions with a stream of water from a standard test nozzle as shown in figure 6.

The conditions to be observed are as follows:

- internal diameter of the nozzle: 6,3 mm;
- delivery rate: 12,5 l/min \pm 5 %;
- water pressure: to be adjusted to achieve the specified delivery rate;
- core of the substantial stream: circle of approximately 40 mm diameter at 2,5 m distance from nozzle;
- test duration per square metre of enclosure surface area likely to be sprayed: 1 min;
- minimum test duration: 3 min;
- distance from nozzle to enclosure surface: between 2,5 m and 3m.

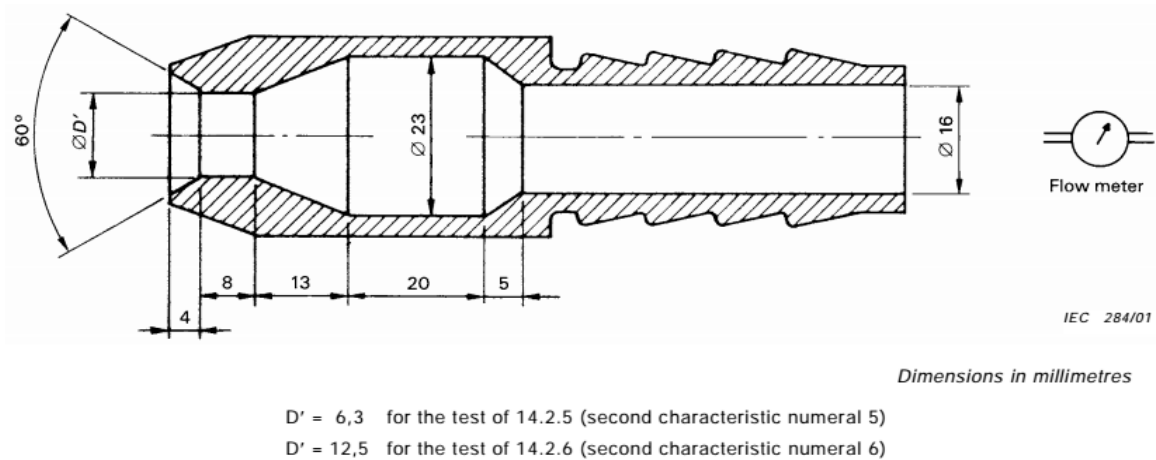


Figure 6 – Test device to verify protection against water jets (hose nozzle)

2.2 Test method

Water jet hose nozzle Figure 6 Nozzle 6,3 mm diameter, distance 2,5 m to 3 m ,100 l/min \pm 5 %,1 min/m² at least 3 min.

2.3 Test Result

Conclusion: Pass

The sample complied with the requirements of the standard.

End of page

Product Photos

Photo 1: before test view



Photo 2: before test view



Photo 3: Dust-proof view



Photo 4: Water-proof view




Photo 5: after Dust-proof view



Photo 6: after Jet-proof test view




Photo 7: after Jet-proof test view

-----End of report-----